

1

2

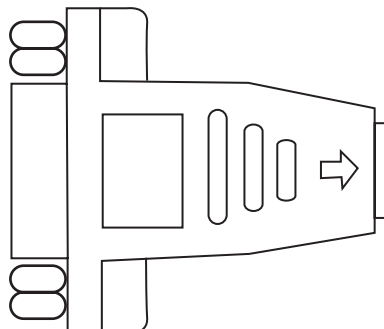
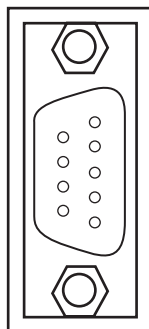
3

4

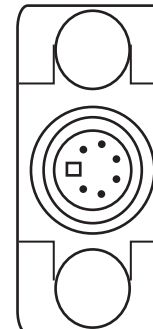
A

A

DB9 Female



MINI DIN 6PIN Male



B

B

Configuration

DB9F		MINI 6M
2	_____	1
3	_____	2
5	_____	3.5
7	_____	4
Shield	_____	Shield

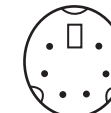
Material:

- 1. Jump Wire:(UL1007) #26 4C+(Ground)
- 2. Both connectors with normal type
DB9 Female with nut rived #4-40UNC Type
Both connectors insulator color with black
- 3. Overall Molded with Beige PVC

Notes:

- 1. Color:Beige
- 2. Molded Type
- 3. MINI DIN 6PIN Male(Detail):

MINI DIN 6M



Front View

C

C

Description

Name: **AB450-R**
 Adaptor
 DB9F- MINI DIN 6PIN Male



D

D



THIS DRAWING IS UNPUBLISHED

© Copyright 2005 by Assmann Electronic Components All International Rights Reserved

This drawing is a controlled document for Assmann Electronics, Inc. It is subject to change and the controlling engineering organization should be contacted for the latest revision.

1

2

3

4